



Wylex Flexible consumer units
and the **17th** edition



NH804FL

NH INSULATED RANGE

FLEXIBLE MAIN SWITCH INCOMER INSULATED CONSUMER UNITS

CAT REF	MS WAYS MAX	RCD WAYS MAX	RCD WAYS MAX	TOTAL WAYS
NH504FL	5	-	-	5
NH804FL	8	-	-	8
NH1104FL	11	-	-	11
NH1404FL	14	-	-	14
NH1904FL	19	-	-	19



NHR12SL

FLEXIBLE SPLIT LOAD INSULATED CONSUMER UNITS

CAT REF	MS WAYS MAX	RCD WAYS MAX	RCD WAYS MAX	TOTAL WAYS
NHRS6SL	4	4	-	6
NHRS9SL	6	6	-	9
NHRS12SL	9	9	-	12
NHRS17SL	12	12	-	17

All units are complete with 100A main switch & 80A 30mA RCD



NHR10SSLHI

FLEXIBLE HIGH INTEGRITY INSULATED CONSUMER UNITS

CAT REF	MS WAYS MAX	RCD WAYS MAX	RCD WAYS MAX	TOTAL WAYS
NHRS10SSLHI	5	5	5	10
NHRS15SSLHI	8	8	8	15

All units are complete with 100A main switch & 80A 30mA RCD(s)



NH10SSL

FLEXIBLE DUAL RCD SPLIT LOAD INSULATED CONSUMER UNITS

CAT REF	MS WAYS MAX	RCD WAYS MAX	RCD WAYS MAX	TOTAL WAYS
NH10SSL	-	6	6	10
NH15SSL	-	9	9	15

All units are complete with 100A main switch & 80A 30mA RCD(s)



FALNHR10SSL

FLEXIBLE SKELETON UNITS

CAT REF	MS WAYS MAX	RCD WAYS MAX	RCD WAYS MAX	TOTAL WAYS
SPLIT LOAD				
FALNHR10SL	6	6	-	10
FALNHR15SL	7	7	-	15
HI INTEGRITY				
FALNHR8SSL	4	4	4	8
FALNHR13SSL	5	5	5	13
DUAL RCD				
FALNH10SSL	-	6	6	10
FALNH15SSL	-	9	9	15

All units are complete with 100A main switch & 80A 30mA RCD(s)



NH806FL

NH METAL CASED RANGE

FLEXIBLE MAIN SWITCH INCOMER METAL CONSUMER UNITS

CAT REF	MS WAYS MAX	RCD WAYS MAX	RCD WAYS MAX	TOTAL WAYS
NH506FL	5	-	-	5
NH806FL	8	-	-	8
NH1106FL	11	-	-	11
NH1406FL	14	-	-	14
NH1906FL	19	-	-	19



NHRS12SLM

FLEXIBLE SPLIT LOAD METAL CONSUMER UNITS

CAT REF	MS WAYS MAX	RCD WAYS MAX	RCD WAYS MAX	TOTAL WAYS
NHRS6SLM	4	4	-	6
NHRS9SLM	6	6	-	9
NHRS12SLM	9	9	-	12
NHRS17SLM	12	12	-	17

All units are complete with 100A main switch & 80A 30mA RCD



NHRS10SSLMHI

FLEXIBLE HIGH INTEGRITY METAL CONSUMER UNITS

CAT REF	MS WAYS MAX	RCD WAYS MAX	RCD WAYS MAX	TOTAL WAYS
NHRS10SSLMHI	5	5	5	10
NHRS15SSLMHI	8	8	8	15

All units are complete with 100A main switch & 80A 30mA RCD(s)



NHISS10SLM

FLEXIBLE DUAL RCD SPLIT LOAD METAL CONSUMER UNITS

CAT REF	MS WAYS MAX	RCD WAYS MAX	RCD WAYS MAX	TOTAL WAYS
NHISS10SLM	-	6	6	10
NHISS15SLM	-	9	9	15

All units are complete with 100A main switch & 80A 30mA RCD(s)



MTS12/1 MTS8/1 MESB-40NO

DIN RAIL MODULAR DEVICES

CAT REF	PRODUCT	MODULES
MAT1	Disc type time clock 1 channel 1xNO contact 16A	1
MDT2	Digital time clock 1 channel 1xNO/NC contact 16A	1
MSTT-111	Digital time clock 1 channel 1xNO contact 16A	2
MSTT-227	Digital time clock 2 channel 2xNO contacts	2
MESB-20NO	20A 2 pole contactor 2xNO contacts	1
MESB-24NO	24A 4 pole contactor 4xNO contacts	2
MESB-40NO	40A 4 pole contactor 4xNO contacts	3
MESB-63NO	63A 4 pole contactor 4xNO contacts	3
MTS6/1	Bell transformer 6V 8VA	1
MTS8/1	Bell transformer 8V 8VA	1
MTS12/1	Bell transformer 12V 8VA	1




MINIATURE CIRCUIT BREAKERS (6KA)

B CURVE	C CURVE	RATING	POLES	MODULES
NSB03	-	3A	1	1
NSB06	WELC06	6A	1	1
NSB10	WELC10	10A	1	1
NSB16	WELC16	16A	1	1
NSB20	WELC20	20A	1	1
NSB25	-	25A	1	1
NSB32	WELC32	32A	1	1
NSB40	WELC40	40A	1	1
NSB50	WELC50	50A	1	1



RCBO COMBINED MCB/RCD DEVICES

B CURVE	C CURVE	CURRENT RATING	RCD RATING	POLES	MODULES
NSBS6-B/1	NSBS6/1	6A	30mA	SP	1
NSBS10-B/1	NSBS10/1	10A	30mA	SP	1
NSBS16-B/1	NSBS16/1	16A	30mA	SP	1
NSBS20-B/1	NSBS20/1	20A	30mA	SP	1
NSBS32-B/1	NSBS32/1	32A	30mA	SP	1
NSBS40-B/1	NSBS40/1	40A	30mA	SP	1
-	NSBS50/1	50A	30mA	SP	1
-	NSBS6/2	6A	30mA	2P	2
-	NSBS10/2	10A	30mA	2P	2
-	NSBS16/2	16A	30mA	2P	2
-	NSBS20/2	20A	30mA	2P	2
-	NSBS32/2	32A	30mA	2P	2
-	NSBS40/2	40A	30mA	2P	2



NH ACCESSORIES

CAT REF	PRODUCT	MODULES
NH00	Blanking Plate - push fit	1
NH00PP	Blanking Plate - twist fit	1
NHB1PP	Blanking Plate - busbar & cover	1
NH13CBKIT	13 pin comb busbar c/w labels and 5 protection covers	

DIMENSIONS INSULATED

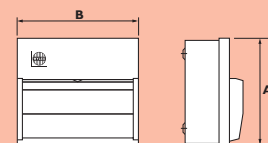
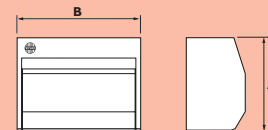
CAT REF	A	B	C
NHRS6SL	230mm	239mm	120mm
NHRS9SL	230mm	290mm	120mm
NHRS12SL	230mm	340mm	120mm
NHRS17SL	230mm	435mm	120mm
NHRS10SSLHI	230mm	340mm	120mm
NHRS15SSLHI	230mm	435mm	120mm
NHISS10SL	230mm	340mm	120mm
NHISS15SL	230mm	435mm	120mm
NH504FL	230mm	187mm	120mm
NH804FL	230mm	239mm	120mm
NH1104FL	230mm	290mm	120mm
NH1404FL	230mm	340mm	120mm
NH1904FL	230mm	435mm	120mm

DIMENSIONS METAL

CAT REF	A	B	C	D
NHRS6SLM	230mm	241mm	90mm	121mm
NHRS9SLM	230mm	292mm	90mm	121mm
NHRS12SLM	230mm	353mm	90mm	121mm
NHRS17SLM	230mm	438mm	90mm	121mm
NHRS10SSLMHI	230mm	353mm	90mm	121mm
NHRS15SSLMHI	230mm	438mm	90mm	121mm
NHISS10SLM	230mm	353mm	90mm	121mm
NHISS15SLM	230mm	438mm	90mm	121mm
NH506FL	230mm	188mm	90mm	121mm
NH806FL	230mm	241mm	90mm	121mm
NH1106FL	230mm	292mm	90mm	121mm
NH1406FL	230mm	353mm	90mm	121mm
NH1906FL	230mm	438mm	90mm	121mm

DIMENSIONS SKELETON

CAT REF	A	B	D
FALNHRS10SL	165mm	333mm	90mm
FALNHRS15SL	165mm	444mm	90mm
FALNHRS8SSL	165mm	333mm	90mm
FALNHRS13SSL	165mm	444mm	90mm
FALNHRS10SL	165mm	333mm	90mm
FALNHRS15SL	165mm	444mm	90mm






Wylex Flexible consumer units and the 17th edition

The Wylex NH Flexible Consumer Units range includes brand new High Integrity Units that have been introduced with the 17th edition in mind, as it calls for far more extensive use of additional 30mA RCD protection. These new units compliment the well established and ever popular Split Load and Main Switch Controlled Units.

Each consumer unit can provide 100% 30mA RCD protection (if required) by using different combinations of RCBOs or RCDs feeding MCBs. 30mA RCBOs are available up to 50A rating in 'C' curve or 40A in 'B' curve, they have the same benefits as an MCB with the additional enhancement of 30mA earth leakage protection. MCBs are available up to 50A in B or C curve, catering for all types of load and inrush currents.



This combination of a wide range of consumer units and devices gives the system designer a massive variety of electrical and economical options. From RCBOs on every circuit through to a couple of independent RCBO circuits, or RCD grouping the choice is yours.

The Wylex NH range of flexible split load consumer units are truly flexible.

- Easily configured-Full DIN rail with 'Cut to length' Busbar kits
- Insulated or Metal enclosures
- Flush mounting kits (Metal only)
- Accommodates control devices- Timers, Contactors, Bell transformer, Relays etc.



Electrium



ELECTRIUM SALES LIMITED A SIEMENS COMPANY
Commercial Centre, Lakeside Plaza, Walkmill Lane, Bridgtown,
Cannock WS11 0XE.
eMail: info@electrium.co.uk Web: www.electrium.co.uk

TECHNICAL
Telephone: 01543 438320 Facsimile: 01543 438321
eMail: wylex.technical@electrium.co.uk

UK SALES
Telephone: 01543 455020 Facsimile: 01543 455021
eMail: wylex.sales@electrium.co.uk

EXPORT SALES
Telephone: +44 1543 455049 Facsimile: +44 1543 455048
eMail: export@electrium.co.uk

DUBLIN OFFICE
Telephone: +353 1 4513303 Facsimile: +353 1 4513242

DUBAI OFFICE
Telephone: +971 4 3660395 Facsimile: +971 4 3660019

Although every effort has been made to ensure accuracy in the compilation of the technical detail within this publication, specifications and performance data are constantly changing. Latest details can be obtained from Wylex.

Publication No. WY 2019 06/08
Printed in England.